

Michigan Department of Health and Human Services
Integrated Care Division



Enrollment Dashboard
August 2017

Terminologies and Definitions

Passive Eligibility:

Individuals who meet the full criteria to be passively enrolled into MI Health Link Program

Enrollment:

Individuals currently enrolled in MI Health Link

Passive Enrollment:

An enrollment process through which an eligible individual is enrolled by the MDHHS (or its vendor) into an ICO, following a minimum 60 calendar day advance notification. Eligible individuals are automatically enrolled if they do not chose to opt out of the program

- PACE and MI Choice participants, people with a union or employer sponsored Medicare retirement plan, and those identified as a native American, Alaskan, or migrant are not eligible for passive enrollment
- Effective July 1st 2016, MI Care Team Program participants are not eligible for passive enrollment; however, they will be able to voluntarily enroll in MI Health Link

LOC (Level of Care):

State-specific codes that indicate certain level of healthcare service needs

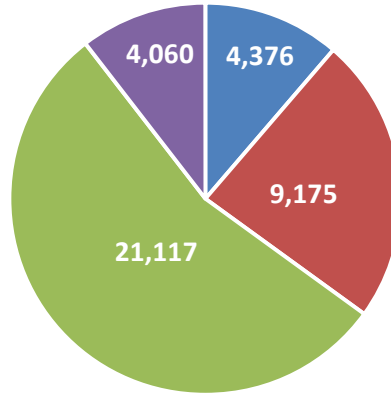
Voluntary Disenrollment:

A beneficiary leaving MI Health Link per the decision of that individual

Involuntary Disenrollment:

A beneficiary leaving MI Health Link per Medicaid criteria

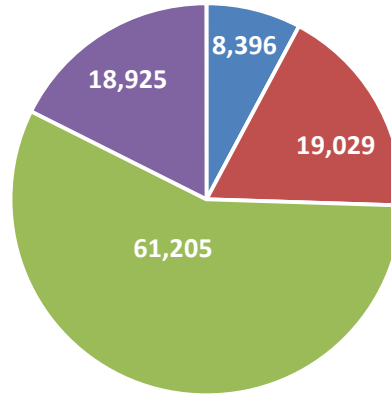
Enrollment by Region



■ 1 (Upper Peninsula) ■ 4 (Southwest) ■ 7 (Wayne) ■ 9 (Macomb)

Regions	August	July	Difference	Percentage
1 (Upper Peninsula)	4,376	4,376	-	0.0%
4 (Southwest)	9,175	9,178	(3)	-0.03%
7 (Wayne)	21,117	21,023	94	0.45%
9 (Macomb)	4,060	4,066	(6)	-0.15%
Total	38,728	38,643	85	0.22%
Percentage = (Difference/July)*100				

Eligible for Passive Enrollment by Region

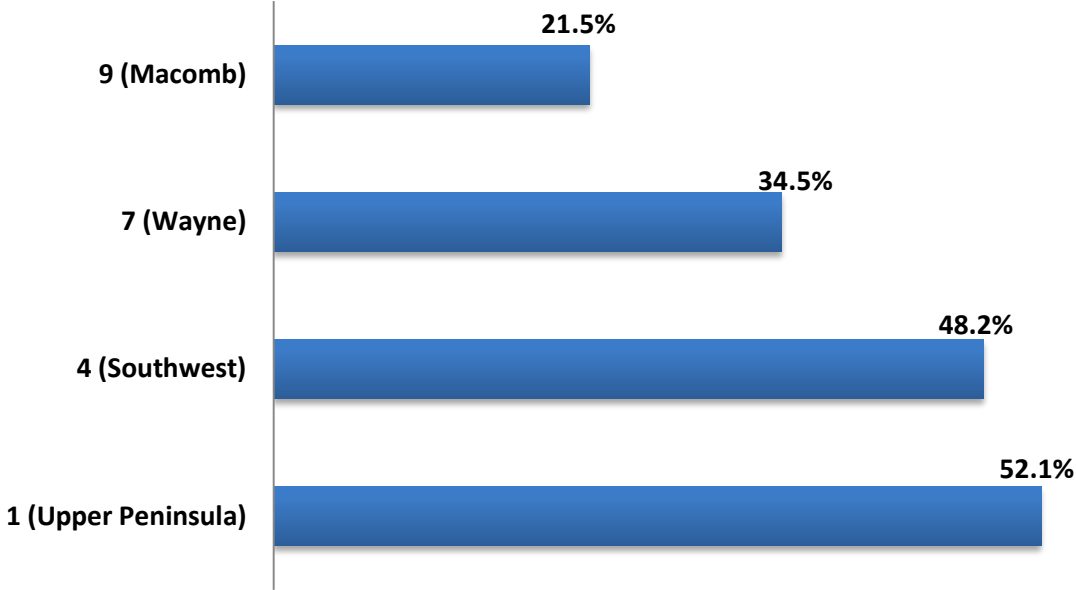


■ 1 (Upper Peninsula) ■ 4 (Southwest) ■ 7 (Wayne) ■ 9 (Macomb)

Regions	August	July	Difference	Percentage
1 (Upper Peninsula)	8,396	8,468	(72)	-0.9%
4 (Southwest)	19,029	19,257	(228)	-1.2%
7 (Wayne)	61,205	61,734	(529)	-0.9%
9 (Macomb)	18,925	19,103	(178)	-0.9%
Total	107,555	108,562	(1,007)	-0.9%
Percentage = (Difference/July)*100				

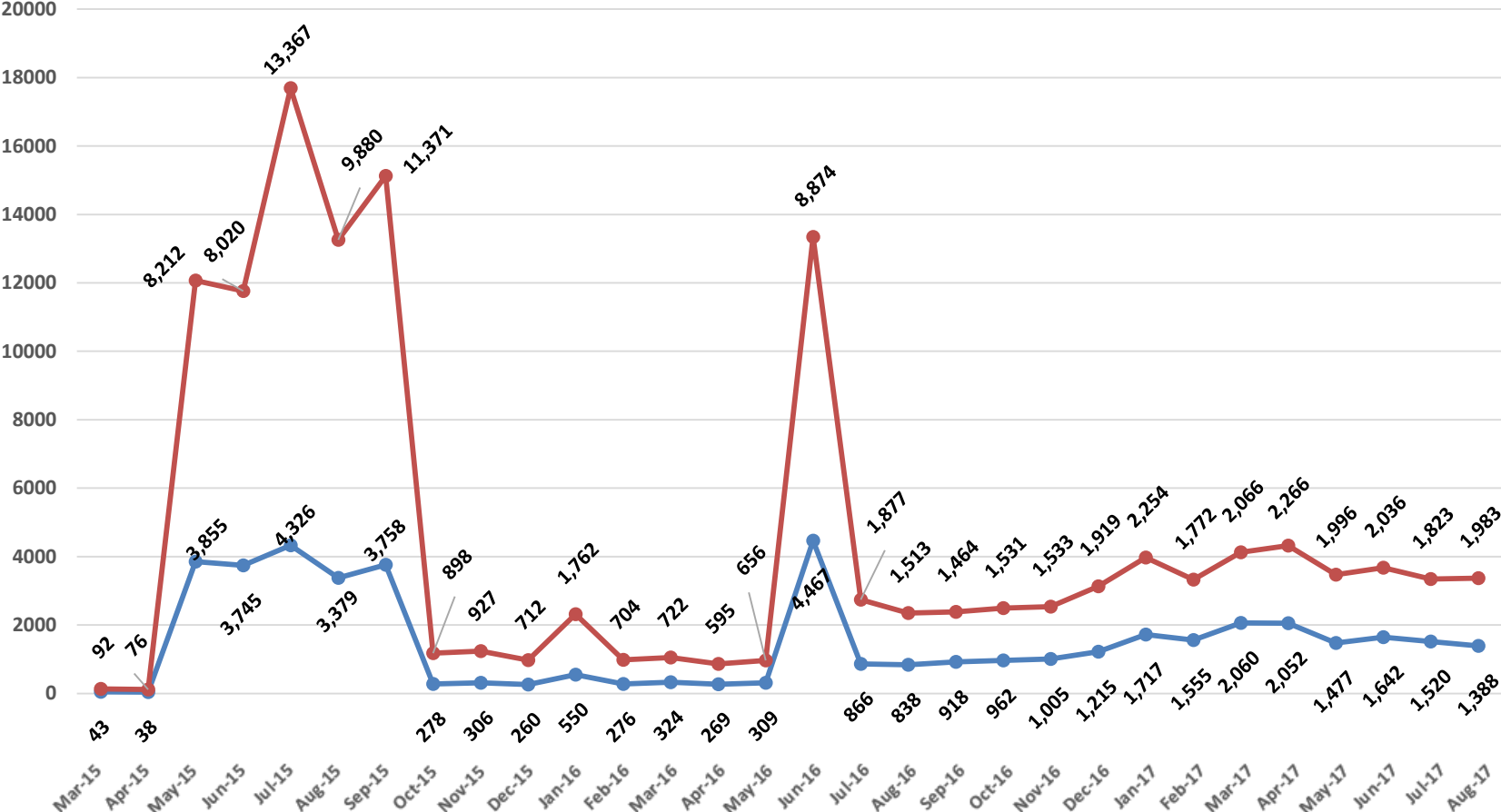
Percent of Enrolled from Population Eligible

August			
Region	Enrolled	Eligible	Enrolled/Eligible
1 (Upper Peninsula)	4,376	8,396	52.1%
4 (Southwest)	9,175	19,026	48.2%
7 (Wayne)	21,115	61,205	34.5%
9 (Macomb)	4,060	18,925	21.5%
Total Average	38,728	107,555	36.0%

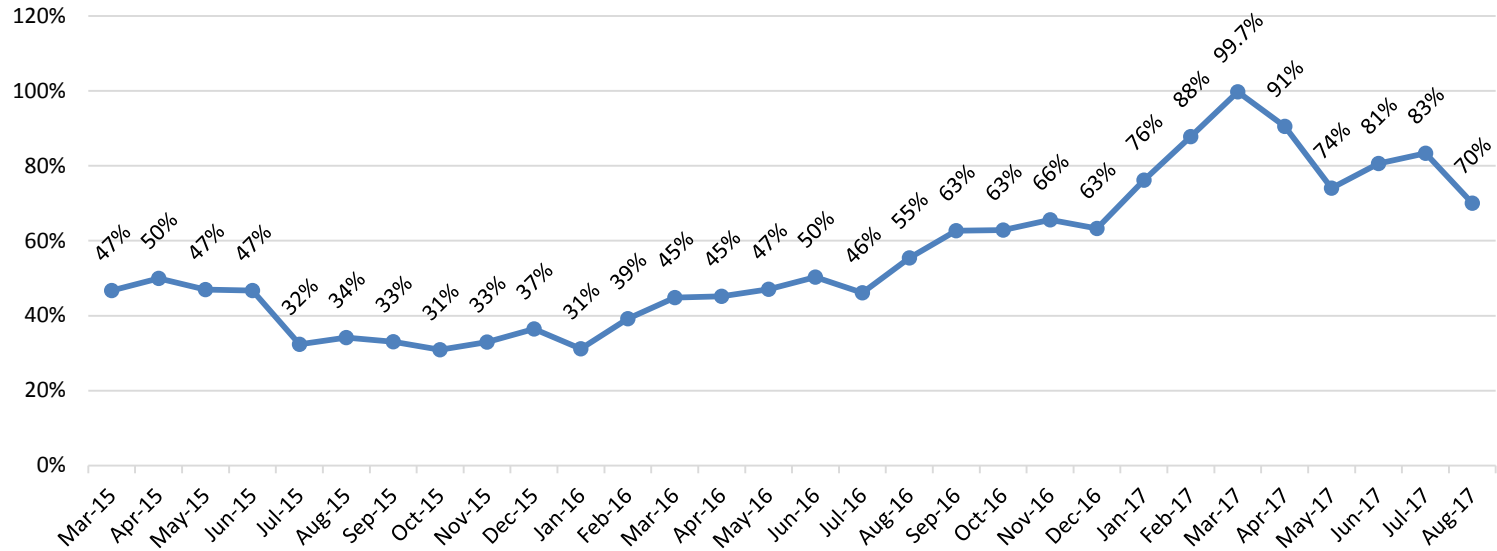


Enrollment Retention by Month

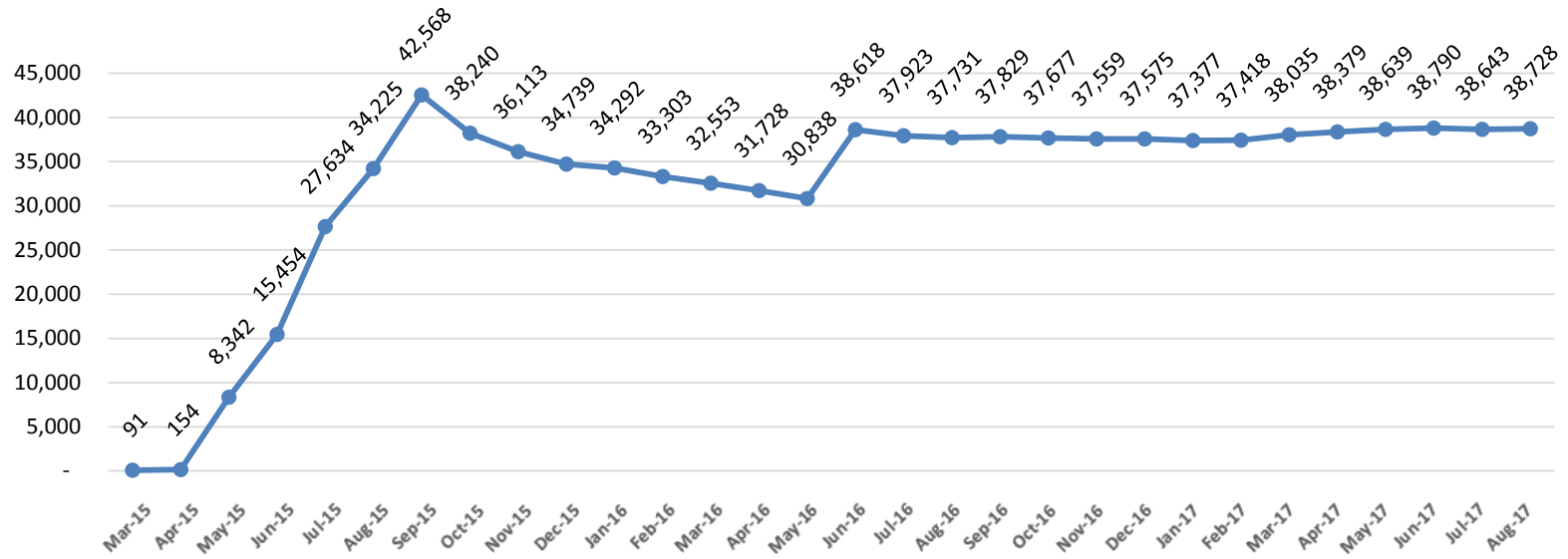
Blue- Current Red- Original



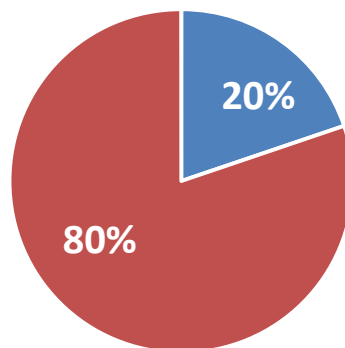
Enrollment Retention Percentage by Month



Enrollment by Month



Opt-In & Passive Enrollment Percentage



■ Opt-In ■ Passive

August		
	Opt-In	Passive
(1) Upper Peninsula	398	3,979
(4) Southwest	1,429	7,746
(7) Wayne	5,073	16,047
(9) Macomb	973	3,107
Total	7,873	30,879

Enrollment by Level of Care and Region

Total Enrollment by LOC Category Distribution					
Region	LOC Categories				
	HCBS	NF	Community	CMCF	Total
1 (Upper Peninsula)	38	283	3,772	198	4,291
4 (Southwest)	51	381	8,519	58	9,009
7 (Wayne)	586	853	18,697	N/A	20,136
9 (Macomb)	91	291	4,445	3	4,830
August Total	766	1,808	35,433	259	38,266
July Total	758	1,805	35,375	261	38,108
Difference	8	3	58	(2)	158
Percentage	1.1%	0.2%	0.2%	-0.8%	0.4%
Percentage = Difference Between August and July					

HCBS: Home & Community Based Service Waiver

NF: Privately Owned Nursing Facility or Hospital LTC Units

CMCF: County Medical Care Facility

Enrollment by Level of Care and ICO

Enrollment by LOC Categories and by ICO					
ICOs	LOC Categories				August
	HCBS	NF	Community	CMCF	
Aetna	47	344	6,955	25	7,371
AmeriHealth	65	218	2,935	1	3,219
MI Complete Health	190	137	2,002	-	2,329
HAP Midwest	275	227	4,314	-	4,816
Meridian	28	235	5,241	30	5,534
Molina	123	367	10,227	2	10,719
UPHP	38	283	3,772	204	4,297
Total	766	1,811	35,446	262	38,285

HCBS: Home & Community Based Service waiver

NF: Privately Owned Nursing Facility or Hospital LTC Units

CMCF: County Medical Care Facility

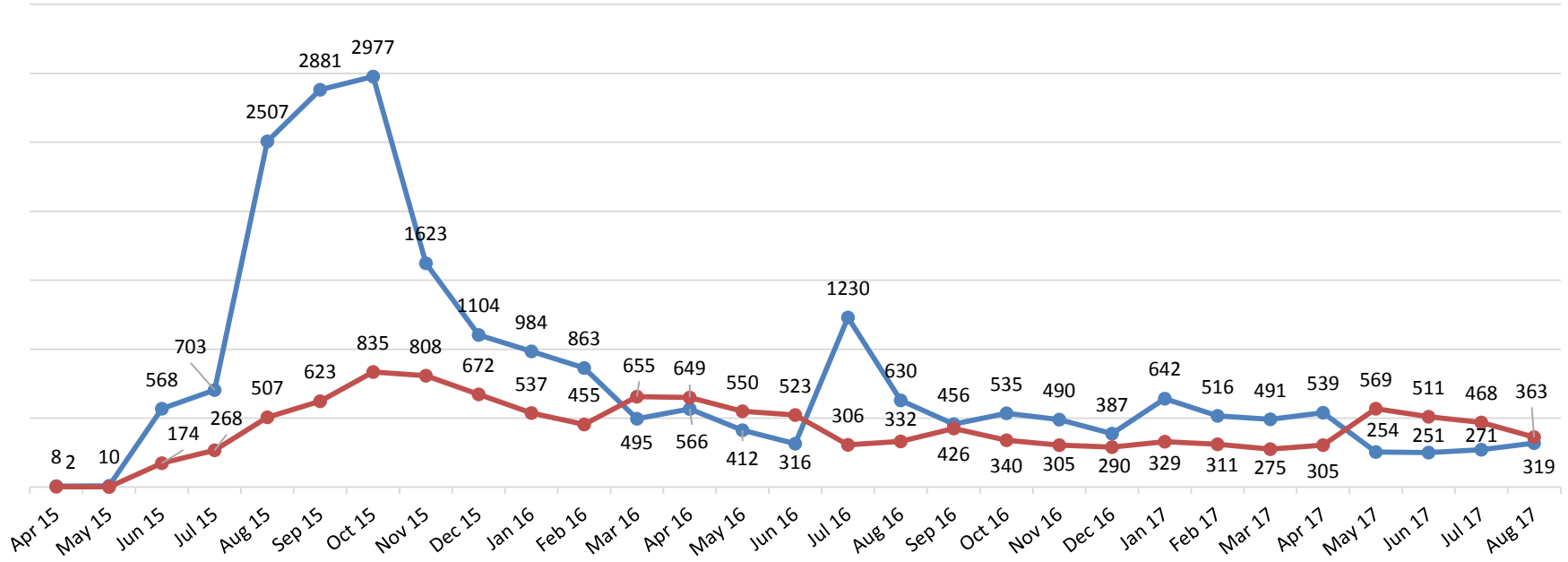
ICO Enrollment by Region

August				
	Region 1	Region4	Region 7	Region 9
UPHP	4322			
Meridian		5594		
Aetna		3530	3213	694
AmeriHealth			2651	602
MI Complete			1945	398
HAP Midwest			4007	839
Molina			9300	1527

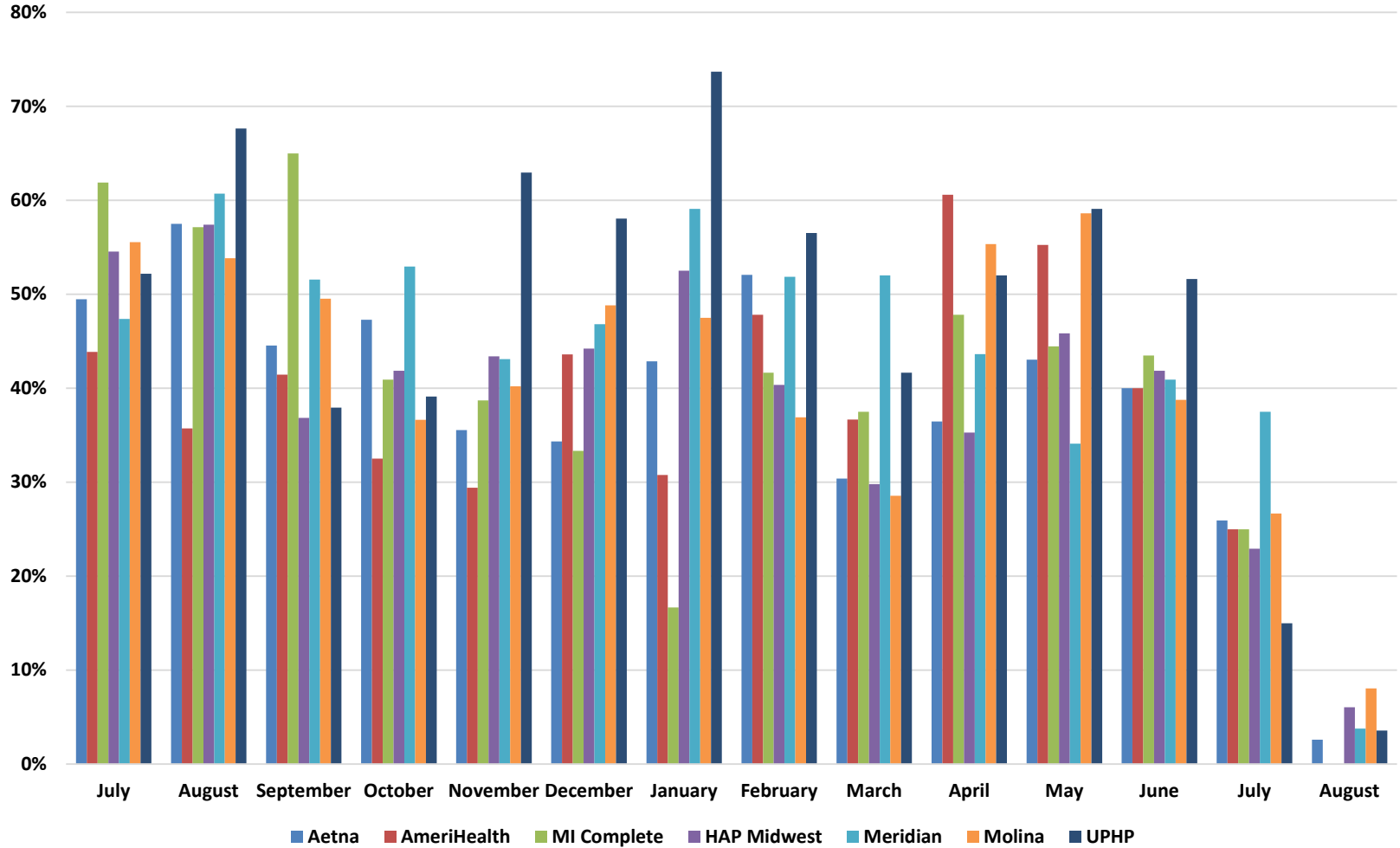
	Region 1	Region4	Region 7	Region 9
UPHP				
Meridian				
Aetna			15%	17%
AmeriHealth			13%	15%
MI Complete			9%	10%
HAP Midwest			19%	21%
Molina			44%	37%

Disenrollment by Month

Blue – Voluntary Red- Involuntary

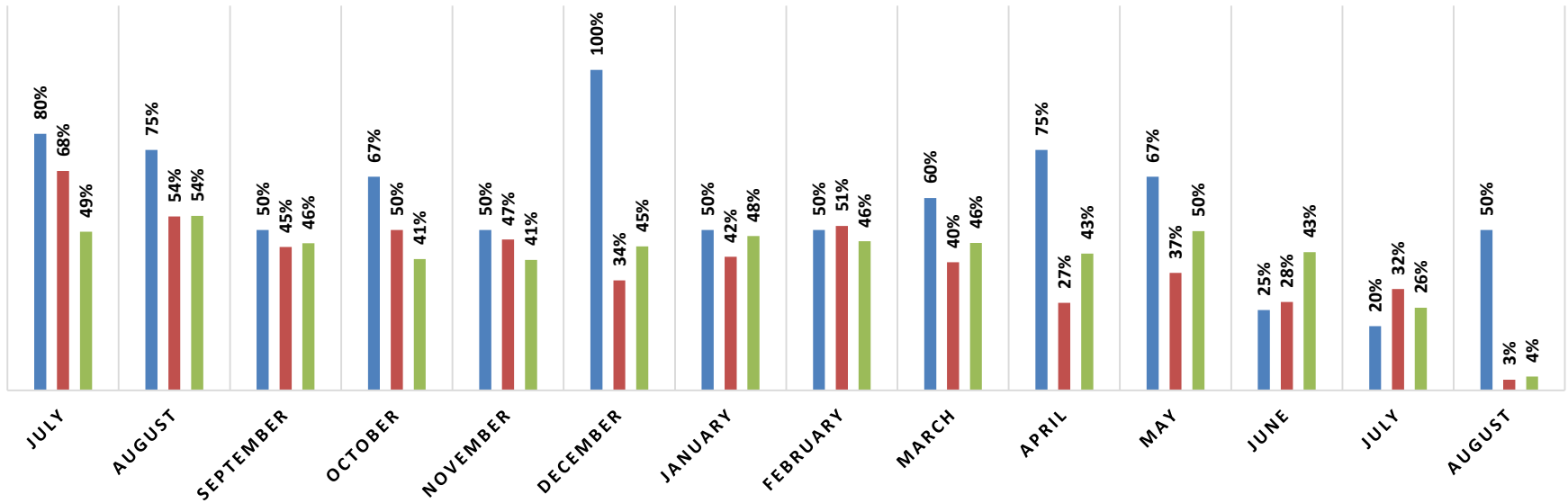


ICO Deeming Retention Percentage by Month



ICO Deeming Retention Percentage by LOC and Month

■ Waiver ■ NF ■ Community



Information provided in the Dashboard is based on data available from the MDHHS CHAMPS Data Warehouse from August 8th, 2017