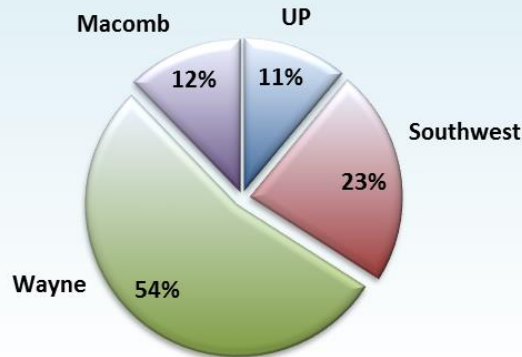
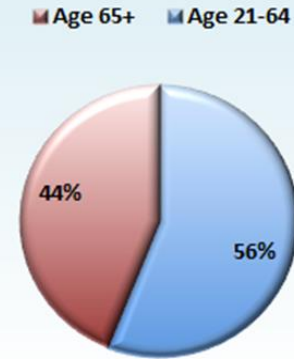


TOTAL ENROLLMENT BY REGION



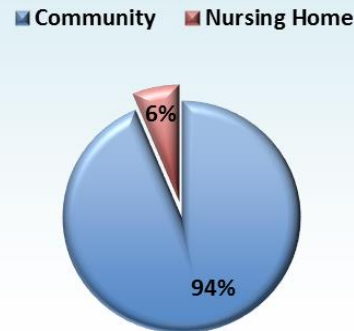
TOTAL ENROLLMENT BY AGE GROUPS



Total Enrollment by Region

Region	Enrollees
Upper Peninsula	3,628
Southwest	7,575
Wayne	17,449
Macomb	3,883
Total	32,535

DISTRIBUTION OF ENROLLEES IN COMMUNITY AND NURSING HOMES



Total Enrollment by Age Group

Age	Enrollees
21-30	2,082
31-40	3,251
41-50	4,449
51-60	6,361
61-70	8,125
71-80	5,344
81+	2,923
Total	32,535