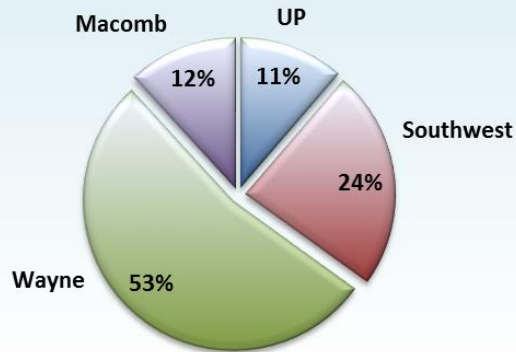
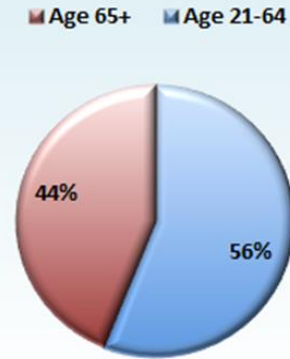


TOTAL ENROLLMENT BY REGION



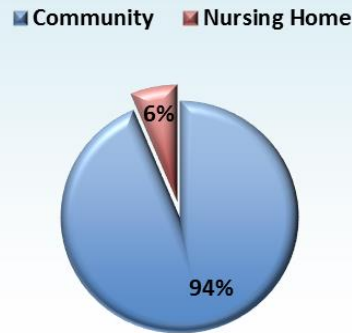
TOTAL ENROLLMENT BY AGE GROUPS



Total Enrollment by Region

Region	Enrollees
Upper Peninsula	3,589
Southwest	7,500
Wayne	16,895
Macomb	3,755
Total	31,739

DISTRIBUTION OF ENROLLEES IN COMMUNITY AND NURSING HOMES



Total Enrollment by Age Group

Age	Enrollees
21-30	2,006
31-40	3,174
41-50	4,360
51-60	6,205
61-70	7,942
71-80	5,216
81+	2,836
Total	31,739