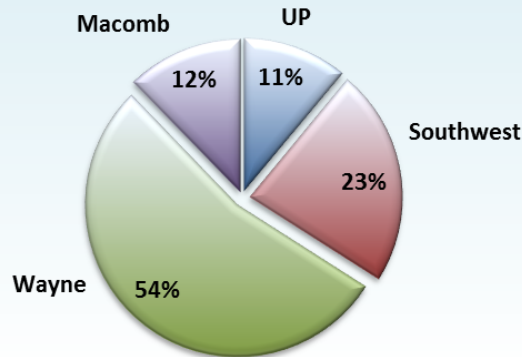
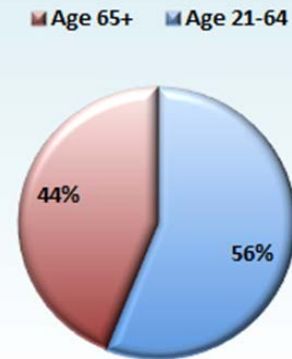


TOTAL ENROLLMENT BY REGION



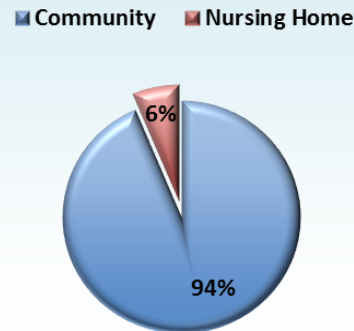
TOTAL ENROLLMENT BY AGE GROUPS



Total Enrollment by Region

Region	Enrollees
Upper Peninsula	3,766
Southwest	7,861
Wayne	18,372
Macomb	4,185
Total	34,184

DISTRIBUTION OF ENROLLEES IN COMMUNITY AND NURSING HOMES



Total Enrollment by Age Group

Age	Enrollees
21-30	2,138
31-40	3,428
41-50	4,668
51-60	6,656
61-70	8,536
71-80	5,630
81+	3,128
Total	34,184