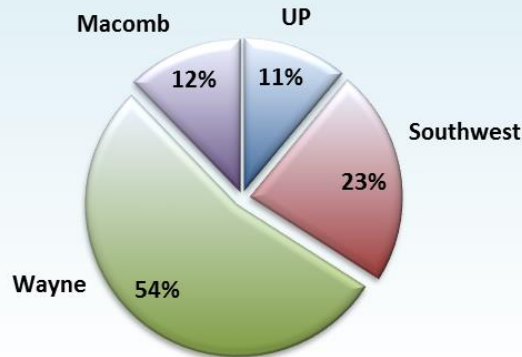
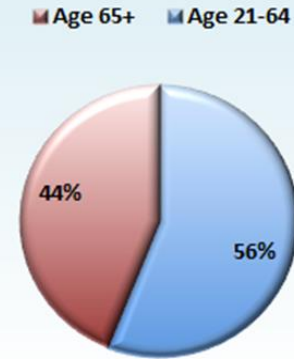


TOTAL ENROLLMENT BY REGION



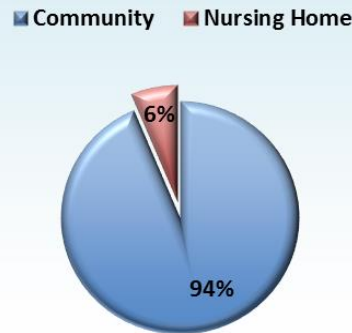
TOTAL ENROLLMENT BY AGE GROUPS



Total Enrollment by Region

Region	Enrollees
Upper Peninsula	3,707
Southwest	7,712
Wayne	17,878
Macomb	4,015
Total	33,312

DISTRIBUTION OF ENROLLEES IN COMMUNITY AND NURSING HOMES



Total Enrollment by Age Group

Age	Enrollees
21-30	2,118
31-40	3,356
41-50	4,555
51-60	6,490
61-70	8,302
71-80	5,471
81+	3,020
Total	33,312